

TUNNEL PT5



The Thorlux - EYE range of especially high specification Tunnel PT5 lighting fixtures are engineered to fulfil the rigours of lifelong demands in road tunnels and underpasses, ensuring very low through-life costs. As a world-wide proven performer, operational reliability of this tunnel lighting fixture is guaranteed. The tunnel lighting series can be installed with the Scanlight digital addressable tunnel lighting control and monitoring system if required.

FEATURES

BODY

The slim-profile body is assembled from grade 6063T6 extruded aluminium and, for maximum corrosion protection, it is chromate pre-treated prior to being powder-coated in black.

LENS

The front lens is toughened safety glass. A closed cell silicone gasket is used for a direct body to glass seal.

REFLECTOR

A choice of anodised aluminium reflector options is available to ensure optimum performance in any particular tunnel project.

GEAR

Integral control gear is provided.

INSTALLATION & MAINTENANCE

T-bolt fixing channels span the top of the luminaire to allow for easy installation. A floating glazing frame holding the lens panel

hinges down for lamp access without the need for any tools. This feature means the 316S16 stainless steel toggle catches apply equal gasket pressure on all sides of the body for reliable ingress protection. The toggle catches are attached to the body in a manner to avoid metal contact between components and they are PTFE coated to further avoid electrolytic corrosion. A quick release hinged gear tray is also provided to assist with maintenance. Cable gland entries or data sockets with pre-made leads are available to suit individual project requirements.

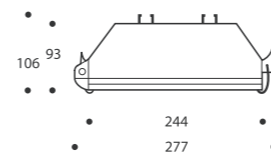
IP RATING

The protection rating is a very high IP66 allowing for high pressure water cleaning.

SPECIAL FEATURES

Tunnel lighting systems are fully customised to suit each installation requirement. The Scanlight (DALI) option is available for a digital addressable control and monitoring system.

MEASUREMENTS

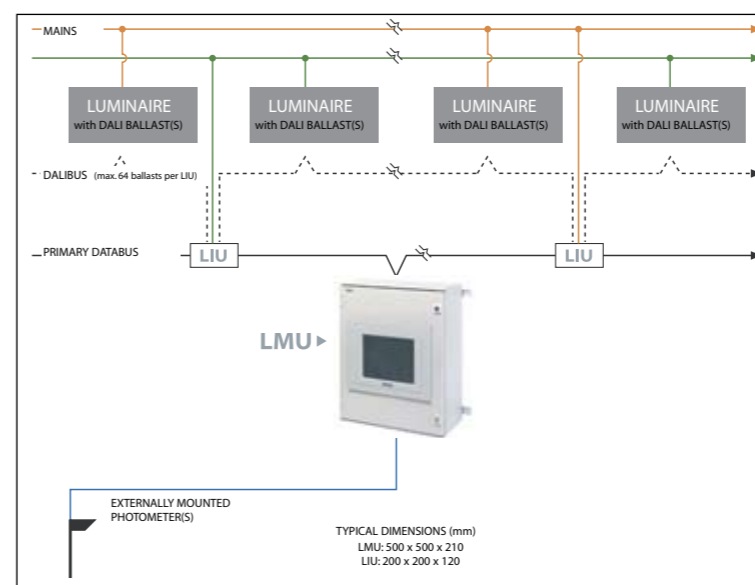


Custom lengths to suit project requirements will be supplied.

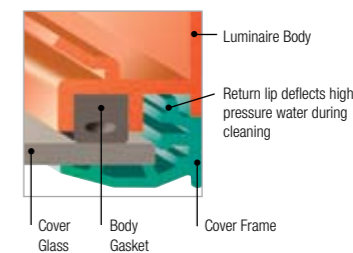


Floating Hinges and closed cell silicone gasket

BRIEF SCHEMATIC OF SCANLIGHT DALI SYSTEM



SEALING DIAGRAM



CODE	PRODUCT DESCRIPTION	WATTAGE	TYPE	LAMP	CONTROL GEAR	DIFFUSER/LENS MATERIAL	LIGHT DISTRIBUTION	REFLECTOR TYPE
-	TUNNEL PT5 180 T5	1 X 80W	LF	1 X 80W T5 (HO)	INTEGRAL	TOUGHENED SAFETY GLASS DIFFUSER	CHOICE OF OPTIONS	CHOICE OF ANODISED ALUMINIUM REFLECTOR OPTIONS
-	TUNNEL PT5 280 T5	2 X 80W	LF	2 X 80W T5 (HO)	INTEGRAL	TOUGHENED SAFETY GLASS DIFFUSER	CHOICE OF OPTIONS	CHOICE OF ANODISED ALUMINIUM REFLECTOR OPTIONS
-	TUNNEL PT5 380 T5	3 X 80W	LF	3 X 80W T5 (HO)	INTEGRAL	TOUGHENED SAFETY GLASS DIFFUSER	CHOICE OF OPTIONS	CHOICE OF ANODISED ALUMINIUM REFLECTOR OPTIONS

All fixtures supplied with 240V(AUS)/ 230V(NZ) 50Hz control gear unless otherwise stated. Lamp and wattage plus control gear type to be specified at time of ordering. Pictorial is representative only. Specifications may change without notice.



TUNNEL PT5

